

Your procedure will be performed by Doctor: _____

SUPREP[®] BOWEL PREP KIT

(sodium sulfate, potassium sulfate and magnesium sulfate)
Oral Solution



On the day *before* your procedure...

What You **CAN** do:

- You may have a light breakfast or have clear liquids **ONLY**; please have nothing for dinner

What You **CANNOT** do:

- DO NOT** drink milk
- DO NOT** eat or drink anything colored red or purple
- DO NOT** drink alcoholic beverages

Any of the following liquids are OK to drink:

- Water
- Strained fruit juices (without pulp) including apple, orange, white grape, or white cranberry
- Limeade or lemonade
- Coffee or tea (**DO NOT** use any dairy or non-dairy creamer)
- Chicken broth
- Gelatin desserts without added fruit or topping (**NO RED OR PURPLE**)

Note:

- SUPREP Bowel Prep Kit is indicated for cleansing of the colon as a preparation for colonoscopy in adults
- Be sure to tell your doctor about all the medicines you take, including prescription and non-prescription medicines, vitamins, and herbal supplements. SUPREP Bowel Prep Kit may affect how other medicines work
- Medication taken by mouth may not be absorbed properly when taken within 1 hour before the start of each dose of SUPREP Bowel Prep Kit
- The most common adverse reactions after administration of SUPREP Bowel Prep Kit were overall discomfort, abdominal distention, abdominal pain, nausea, vomiting, and headache
- If you have any questions about taking SUPREP Bowel Prep Kit, call your doctor


PLEASE CALL OUR OFFICE AT 702-483-4483 AS SOON AS POSSIBLE IF YOU NEED TO RESCHEDULE OR HAVE ANY QUESTIONS WITH THE PREP

SUPREP Bowel Prep Kit is a split-dose (2-day) regimen. Both 6-ounce bottles are required for a complete prep.

FIRST DOSE: Begin Step 1 at 5 to 6 PM the evening before your procedure and proceed as shown below:


You must complete Steps 1 through 4 using one (1) 6-ounce bottle before going to bed:

STEP 1



Pour **ONE** (1) 6-ounce bottle of SUPREP liquid into the mixing container.

STEP 2



Add cool drinking water to the 16-ounce line on the container and mix.

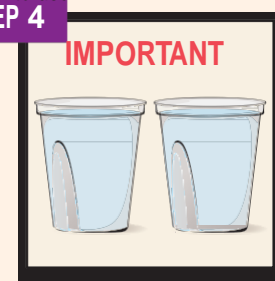
NOTE: Dilute the solution concentrate as directed prior to use.

STEP 3



Drink **ALL** the liquid in the container.

STEP 4



You **must** drink two (2) more 16-ounce containers of water over the next 1 hour.

SECOND DOSE: Begin Step 1 in AM the morning of your procedure (**FINISH 3 hrs before**) and proceed as shown above:

For this dose, repeat Steps 1 through 4 shown above using the other 6-ounce bottle.

NOTE: You **must** finish drinking the final glass of water **at least 3 hours**, or as directed, before your colonoscopy.